

ABBHEY ARCHERY

IMPORTERS AND WHOLESALERS
OF ARCHERY EQUIPMENT
312A High Street, Chatswood, N.S.W. 2067
AUSTRALIA.
Phone (02) 407 0255
Fax (02) 417 7650

**Sole Australian
Distributors for:**



MARTIN

Pro Line®

YORK

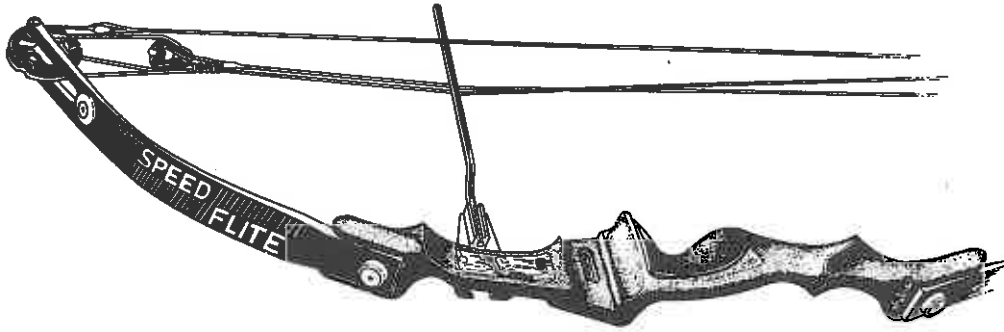
JMR

Leather Accessories

**Dealer Enquiries
Welcome**

GOOD LUCK AND GOOD SHOOTING

AUSTRALIA'S PREMIER ARCHERY COMPANY



ARCHERY SOCIETY OF TASMANIA

Results

AUSTRALIAN ARCHERY CHAMPIONSHIPS



**DEVONPORT
3rd to 10th March 1990**

WELCOME

TO

THE 1990 SENIOR NATIONALS



ARCHERY ACADEMY

WISHES ALL COMPETITORS

GOOD SHOOTING

ARCHERY PRO-SHOPS - INDOOR RANGE

"MAIL ORDER SPECIALISTS"

SEND \$2.00 FOR PRICE LIST & CATALOG

NORTH

410 REGENCY ROAD

PROSPECT 5082

08 269 5953


SOUTH

19 FERRY AVENUE

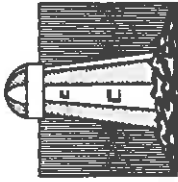
MELROSE PARK 5039

08 276 1425


A flash of brilliance



The idea



The theme



The Lighthouse

The Lighthouse Hotel
33 Victoria St, Ulverstone
Phone 25 1197

Imagine a hotel like no other in Tasmania. A place that caters for friends and family, business people and travellers alike. A landmark within a community that captures the spirit of friendliness and hospitality.

And now it's here. The Lighthouse. A dream forged into reality by a group of Tasmanian's determined to succeed.

Mike Leary and his team of enthusiastic professionals offer the service and assistance you'd expect from a hotel that lives up to its impressive looks.

Expansive yet friendly. Versatile yet caring. Amenities ... like gym, sauna, children's play area and all day eating from an exciting menu.

Facilities ... for conferences and seminars from small to large, an expansive bar and elegant cocktail lounge. A functions room boasting the latest in sound and video technology.

Whether for entertainment or business the Lighthouse is the perfect venue.

Choose accommodation to suit your own budget and requirements. From low-cost single rooms to spacious self-contained suites with spa baths ... all situated on a superbly appointed mezzanine floor with guest lounge and views over the busy atrium.

We invite you to come and see how we turned an idea and a landmark into an amazing hotel reality.

The Lighthouse Hotel. It's new. It's bright.
It's guaranteed to excite!

43th National Archery Championships
Women's Target Regular - Combined FITA's

Rank	Targ No	Name	Rep	70m	Rnk	60m	Rnk	50m	Rnk	30m	Rnk	Total
1	118	Tremelling Debbie	Vic	288	2	294	3	280	1	321	2	1183
				282	1	270	1	270	1	324	1	1172
				570		590		550		645		2355
100		Johnstone Faye	NZ	263	11	306	1	256	5	318	3	1143
				248	7	290	3	269	2	308	4	1115
				511		596		525		626		2258
2	11C	Thomas Kay	BA	299	1	273	10	278	2	321	1	1171
				263	2	292	2	220	9	310	3	1065
				562		565		498		631		2256
3	10C	McMullen Christine	Vic	280	4	301	2	235	8	313	4	1129
				250	5	275	6	254	3	318	2	1097
				530		576		489		631		2226
4	9B	Murray Aileen	WA	267	9	274	9	261	4	311	6	1113
				257	3	273	7	220	10	289	12	1039
				524		547		481		600		2152
5	10B	Bridger Deanne	WA	284	3	289	4	265	3	288	13	1126
				242	10	235	14	209	11	292	11	978
				526		544		474		580		2124
6	11A	Greenham Lynne	WA	273	5	275	7	225	13	294	11	1067
				249	6	282	5	227	5	277	18	1035
				522		557		452		571		2102
7	9C	Jones Sally	BA	255	13	279	6	250	6	292	12	1076
				230	12	269	8	223	7	303	7	1025
				485		548		473		575		2101
8	11D	Johnson Sandra	NEM	259	12	250	17	226	12	312	5	1047
				248	8	255	13	222	8	307	5	1032
				507		505		448		619		2079
9	9A	Fulton Marianne	NEM	263	10	261	12	240	7	305	8	1069
				244	9	250	17	226	6	285	14	1005
				507		511		466		590		2074
10	8B	Ann Branford	BA	269	7	260	13	206	18	285	15	1020
				256	4	264	9	205	12	295	6	1020
				525		524		411		580		2040
11	6D	Booth Mary	NEM	237	17	274	8	234	9	284	17	1029
				197	19	286	11	228	4	278	17	987
				434		560		462		562		2018
12	7D	Nicholl Lorraine	BA	241	15	254	16	227	11	305	7	1027
				229	13	263	10	187	18	279	16	958
				470		517		414		584		1985
13	8D	Ashlee Carol	BA	237	16	257	15	231	10	300	10	1025
				220	16	251	16	203	13	283	15	957
				457		508		434		583		1982

43th National Archery Championships
 Women's Target Regular - Combined FITA's

Rank	Target No	Name	Rep	70m	60m	50m	30m	Total
14	7C	Harvey Allison	BA	245	259	206	19	994
				483	507	400	16	952
								1946
15	6A	Carson Margaret	NSW	210	266	181	19	972
				438	527	368	8	1942
16	8C	Tramelling Michelle	VIC	237	18	245	18	946
				458	497	415	22	969
								1915
17	10A	Gavin Yvonne	NSW	270	6	283	5	991
				481	505	364	13	1909
18	9D	McMartin Michelle	SA	269	8	212	24	989
				343	474	392	9	1909
19	8A	Matthews Myfawn	NSW	231	19	238	19	949
				405	443	385	23	1759
20	7B	Sims Colleen	WA	217	20	229	21	874
				420	451	323	20	1715
21	7A	Hughes Pat	NSW	170	24	221	22	845
				327	433	400	24	1656
22	6B	Jordan Christine	VIC	171	23	214	23	812
				339	442	317	24	1582
23	6C	Nalleon Terry	NSW	171	22	235	20	834
				301	429	308	21	1546

Photocopying supplied by Devonport Trade Union Centre

Rank	Target No	Name	Rep	90m	70m	50m	30m	Total
1	128	Fairweather Simon	BA	296	319	305	343	1263
				329	310	300	337	1206
				595	629	605	680	2469
2	12A	Greenham Grant	WA	291	307	289	328	1215
				262	275	277	331	1165
				553	602	586	659	2400
3	13A	Gray Matthew	Vic	284	318	276	340	1218
				288	286	276	327	1147
				542	604	552	667	2365
4	12D	Hunter-Russell Scott	WA	281	297	298	328	1204
				244	272	285	331	1152
				525	589	583	659	2356
5	13D	Carson Dennis	NEM	273	300	277	338	1188
				232	304	280	329	1145
				505	604	557	667	2333
6	13B	Holland Stephen	NEM	240	298	291	331	1160
				253	281	283	322	1139
				493	579	574	653	2299
7	15A	Willie John	WA	257	289	272	328	1146
				266	277	275	316	1134
				523	566	547	644	2280
8	15C	Miller Rod	Vic	251	288	269	318	1126
				216	297	276	329	1118
				467	585	545	647	2244
9	14C	Brier-Mills Rod	IND	239	275	286	320	1120
				243	284	266	314	1107
				482	559	552	634	2227
10	15B	Messenger Wayne	WA	233	276	286	335	1130
				235	267	270	320	1092
				468	543	556	655	2222
11	14A	Coan Michael	Vic	286	295	267	316	1164
				241	276	250	327	1094
				527	571	517	593	2208
12	18D	Connolly Dale	NEM	246	278	267	309	1100
				246	281	273	307	1107
				492	559	540	616	2207
13	20A	McCarthy Rod	NEM	269	274	273	306	1126
				253	237	261	328	1079
				522	511	534	634	2201

Photocopying supplied by Devonport Trade Union Centre

43rd National Archery Championships
Teams Events

Page

Regular	Compound
Western Australia 18492	Victoria 19772
Victoria 18448	South Australia 19745
South Australia 18176	South Queensland 14882
New South Wales 17822	New South Wales 13910
	Western Australia 12567
	Tasmania 11980

43rd National Archery Championships
Teams Events

Trans - Tasman Trophy

Australia	15109
New Zealand	11224

43rd National Archery Championships
All Round Champions

Regular	Compound
Women Debbie Trenelling	Madeleine Ferris
Veteran Women Yvonne Gavin	Beverley Hawkins
Men Simon Fairweather	Phil Tremelling
Veteran Men Gerald Hawkins	John Stacy

Photocopying supplied by Devonport Trade Union Centre

43th National Archery Championships
Men's Target Regular - Combined F.I.A.'s

Page 4

Targ Rnk	Name	Rep	90m	Rnk	70m	Rnk	50m	Rnk	30m	Rnk	Tot
14	Sacco Frank	Vic	230	28	274	16	275	10	323	11	110
		Vic	221	16	288	8	269	12	319	13	109
			1451		562		544		642		219
15	Filmer Trevor	Vic	257	11	271	18	275	11	313	19	111
		Vic	220	17	284	11	263	17	315	17	106
			1477		535		538		628		219
16	Nalson George	NSW	237	24	293	6	265	20	328	9	106
		NSW	230	13	293	6	252	20	317	15	105
			1467		550		517		645		217
17	Hawkins Gerald	NSW	271	7	267	20	274	12	309	21	112
		NSW	217	19	250	29	249	23	325	9	104
			1488		517		523		634		216
18	Cherney Adrian	Vic	243	19	269	25	267	18	316	17	106
		Vic	227	14	294	5	246	24	309	22	107
			1470		553		513		625		216
19	Barham Ray	NSW	246	17	252	29	267	19	312	20	107
		NSW	227	15	271	19	266	16	301	30	104
			1473		523		533		613		217
20	Barrey Linden	NSW	234	26	264	21	256	23	302	27	106
		NSW	218	18	264	23	269	14	307	26	106
			1452		528		525		609		217
21	Grossman Graham	NSW	239	22	272	17	244	27	305	24	104
		NSW	213	22	273	18	256	19	305	27	104
			1452		545		500		610		216
22	Polittie Brian	NSW	228	30	258	26	234	31	305	25	105
		NSW	216	21	276	16	269	13	312	19	110
			1444		534		503		617		207
23	Jones Darren	Vic	244	18	260	24	258	22	302	26	110
		Vic	200	28	267	22	242	26	303	28	110
			1444		527		500		605		207
24	Ballebury Noel	NSW	249	15	263	22	258	21	301	28	110
		NSW	209	25	264	24	238	28	292	36	110
			1458		527		496		593		207
25	Sedgman Glen	Vic	251	14	269	19	222	34	319	14	110
		Vic	210	24	262	26	246	25	295	34	110
			1461		531		468		614		207
26	Barrey Angus	NSW	257	12	280	10	248	25	317	16	111
		NSW	127	36	256	27	277	6	310	20	9
			384		536		525		627		207

Photocopying supplied by Devonport Trade Union Centre

43th National Archery Championships
Men Field Compound - Barebow

Rnk	Name	F	T	H	I	T	A	B	T	Total	H	I	T	A	B	T
1	Smith Norm	335	92	10	332	93	8	667	185	18						
2	Wilson Len	247	71	5	266	78	2	513	149	7						

43th National Archery Championships
Women Field Compound - Barebow

Rnk	Name	F	T	H	I	T	A	B	T	Total	H	I	T	A	B	T
1	McConachy Robin	184	71	2	212	64	1	396	135	3						

43th National Archery Championships
Women's Veteran Target Regular - Combined FITA's

Rnk	Name	Rep	70m	60m	50m	30m	Rnk	Total
1	Gavin Yvonne	NSM	211	222	199	286	1	918
			1481	1505	1364	559		1905

43th National Archery Championships
Men's Veteran Target Regular - Combined FITA's

Rnk	Name	Rep	90m	70m	50m	30m	Rnk	Total
1	Hawkins Gerald	BA	217	250	249	325	1	1041
			1488	1517	1523	634		2162
2	Gavin Fred	NSM	125	276	226	318	2	945
			1360	1537	1440	616		1953
3	Hannay Tom	BO	128	231	192	279	3	830
			228	458	420	550		1654

Photocopying supplied by Devonport Trade Union Centre

43th National Archery Championships
Women's Target Compound - Combined FITA's

Rank	Target No	Name	Rep	70m	160m	50m	30m	Rank Total
1	4D	Vagg Mary		310	320	291	324	1245
			NBM	282	298	277	320	1177
				572	618	568	644	2422
2	5A	Ferrie Madeline		272	319	292	316	1219
			BR	286	317	276	318	1197
				578	636	568	634	2416
3	4A	Pascoa Shirley		283	293	284	314	1174
			BA	302	302	277	321	1202
				685	695	561	635	2376
4	3A	Player Christine		301	303	233	300	1137
			BA	267	294	280	310	1151
				568	597	513	610	2288
5	5D	McMartin Valerie		300	306	267	318	1191
			BA	271	267	237	322	1097
				571	573	504	640	2288
6	5C	Waston Diana		305	314	287	300	1206
			Vic	253	279	242	289	1063
				558	593	529	589	2269
7	1C	Baug Brenda		277	307	242	299	1125
			Vic	266	290	240	313	1109
				543	597	482	612	2234
8	2A	Smith Lorraine		268	286	262	314	1130
			Vic	267	280	239	312	1098
				535	566	501	626	2228
9	4C	Molrige Allison		279	276	265	322	1142
			IWA	247	279	237	320	1083
				526	555	502	642	2225
10	3C	Fairweather Helen		294	273	241	313	1121
			BA	249	297	234	308	1088
				543	570	475	621	2209
11	3B	Hawkins Beverley		285	263	266	305	1119
			BA	282	265	237	298	1082
				567	528	503	603	2201
12	4B	Freeman Traci		275	248	256	307	1086
			Tas	231	274	248	291	1064
				526	522	504	598	2150
13	2B	Taylor Maureen		280	289	252	308	1129
			BR	260	257	220	281	1018
				540	546	472	589	2147

43th National Archery Championships
Men Field Compound - Freestyle

Rank	Name	Fits	Hits	Spt	Hits	Spt	Hits	Spt	Total
25	Welden Robert	460	111	35	448	108	32	908	219
26	Beech Kim	441	111	20	459	110	31	900	221
27	Lang Bruce	435	109	21	439	108	26	875	217
28	Bishop Andrew	433	108	21	431	107	21	864	215
29	Duscaddan John	424	110	18	431	106	30	855	216
30	Taylor Jack	410	108	19	404	103	21	814	211
31	Harkness Mike	399	103	15	381	100	15	780	203
32	Thomas Viv	412	109	11	347	92	14	759	201
33	Brigg Aubrey	384	100	12	373	94	21	757	194
34	Freeman Clint	336	91	10	380	99	17	716	190
35	Jeffrey Graama	318	89	4	324	91	9	642	180

43th National Archery Championships
Men Field Compound - Freestyle

Rnk	Name	IF	Cal	Hits	Spt	Hits	Spt	Total	Hits	Spt	Total
1	Cornish Leigh	529	112	81	529	112	81	1058	224	162	
2	Gavin Paul	524	112	76	516	112	70	1040	224	146	
3	Tremelling Phil	506	112	60	514	111	72	1020	223	132	
4	Haines Steve	502	112	57	516	112	69	1018	224	126	
5	Cottler Kevin	512	112	65	499	111	66	1011	223	131	
6	Tyson Craig	505	112	58	505	112	61	1010	224	119	
7	Maffat Terry	506	112	58	504	112	58	1010	224	116	
8	Matthews Keegan	497	112	52	505	112	65	1002	224	117	
9	Williams Bill	498	112	53	501	112	57	999	224	110	
10	Weston Alan	491	112	46	501	112	56	992	224	102	
11	Cox Peter	491	112	48	485	110	52	976	222	100	
12	Pascoe Ray	498	112	54	477	112	41	975	224	95	
13	Cowan Greg	479	112	35	495	112	52	974	224	87	
14	Bradshaw Ian	493	112	49	481	109	53	974	221	102	
15	Roberts Tim	504	112	66	468	109	42	972	221	108	
16	Cottler Chris	479	112	39	486	111	46	965	223	85	
17	Jones Randy	481	111	42	480	111	44	961	222	86	
18	Beveridge Ross	479	111	44	477	110	45	956	221	89	
19	Stacy John	470	112	30	481	109	52	951	221	82	
20	Matthews Roger	478	112	41	464	109	39	942	221	80	
21	Bevis Rick	475	110	39	466	110	41	941	220	80	
22	White Arthur	477	112	35	446	109	30	923	221	65	
23	Hancock Trevor	459	112	27	461	109	37	920	221	64	
24	Coughran Earl	457	109	34	461	110	34	918	219	68	
25	Morgan Ray	468	112	37	440	110	30	908	222	67	

43th National Archery Championships
Women's Target Compound - Combined FITA's

Rnk	Name	Targ No	Rep	170m	Rnk	160m	Rnk	50m	Rnk	30m	Rnk	Tot
14	Thomas Amanda	30	BA	252	14	278	10	221	14	302	11	105
15	Feeney Kerry	20	WA	261	9	270	12	236	12	303	10	107
				513		1548		457		1605		212
				243	15	272	13	221	15	272	15	100
				226	15	273	11	231	14	294	12	102
				469		1545		452		1566		203
				240	16	218	16	126	16	175	16	75
				170	16	195	16	111	16	188	16	66
				410		1413		237		263		142

43th National Archery Championships
Men Target Compound - Combined FITA's

Rnk	Targ No	Name	Rep	90m	70m	50m	30m	Rnk Total
1	230	Tremelling Phil	NBM	314	315	311	340	1280
				1314	1314	1318	1341	51282
				1625	1629	1627	1681	2562
2	23C	Moffat Terry	NBM	308	316	311	342	1277
				1285	1323	1318	1334	11260
				1593	1639	1629	1676	2537
3	250	Weston Alan	VIC	295	316	315	342	1268
				1294	1314	1306	1344	1258
				1589	1630	1621	1686	2526
4	23A	Cornish Leigh	VIC	316	320	308	325	1269
				1275	1314	1316	1344	1249
				1591	1634	1624	1659	2518
5	25B	Dox Peter	BA	301	306	310	336	1253
				1287	1323	1302	1346	1258
				1588	1629	1612	1682	2511
6	27B	Pascoe Ray	BA	289	315	317	335	1256
				1278	1314	1298	1339	1229
				1567	1629	1615	1674	2485
7	26B	Bevies Rick	NBM	287	325	305	342	1259
				1282	1308	1292	1331	1213
				1569	1633	1597	1673	2472
8	25C	Matthews Keegan	NBM	295	314	307	328	1244
				1294	1302	1291	1337	1224
				1589	1616	1598	1665	2468
9	24B	Tyson Craig	VIC	303	292	316	325	1236
				1276	1315	1298	1323	1212
				1579	1607	1614	1648	2448
10	24D	Williams Bill	VIC	271	301	313	338	1225
				1272	1306	1293	1336	1207
				1543	1607	1608	1674	2432
11	23B	Haines Steve	NZ	285	309	279	327	1200
				1285	1311	1285	1335	1216
				1570	1620	1544	1662	2416
11	26C	Jones Randy	BA	309	313	285	339	1246
				1260	1286	1243	1311	1160
				1569	1599	1588	1650	2406
12	29D	Beveridge Ross	VIC	282	287	279	283	1182
				1275	1304	1300	1343	1222
				1557	1591	1579	1677	2404

Photocopying supplied by Devonport trade Union Centre

43th National Archery Championships
Women Field Compound - Freestyle

Rnk	Name	FITA	Hits	Spt	Hnt	Hits	Spt	Total	Hits	Spt
1	Ferris Madeleine	503	112	57	493	110	63	996	222	120
2	Pascoe Shirley	452	112	28	442	108	27	894	220	55
3	Vagg Mary	447	108	18	442	103	35	889	211	53
4	Boug Brenda	450	111	28	428	110	23	878	221	51
5	Weston Dianne	428	109	23	444	108	28	872	217	51
6	Fairweather Helen	439	111	25	411	102	27	850	213	52
7	Smith Lorraine	405	107	16	418	104	22	823	211	38
8	Wairiga Allison	422	110	21	396	103	15	818	213	36
9	Hawkins Beverley	419	106	21	397	105	14	816	211	35
10	Feehey Kerry	400	105	14	393	105	12	793	210	26
11	McMartin Valeria	396	106	11	397	101	22	793	207	33
12	Freeman Traci	419	109	18	319	84	13	738	193	31
13	Taylor Maureen	199	93	6	0	0	0	199	93	6

43th National Archery Championships Men Veteran Field Regular - Freestyle							Page 25			
Rank	Name	Hts	Hits	Spt	Hts	Spt	Total Hts	Spt		
23	Hawkins Gerald	437	109	23	423	109	16	860	218	41
25	Gavin Fred	421	104	19	428	109	17	849	213	36
33	Hannay Tom	309	87	10	283	79	7	592	166	17

43th National Archery Championships Women Veteran Field Regular - Freestyle										
Rank	Name	Hts	Hits	Spt	Hts	Spt	Total Hts	Spt		
12	Gavin Yvonne	356	96	9	359	97	12	715	193	21

Photocopying supplied by Devonport Trade Union Centre

43th National Archery Championships Men Target Compound - Combined FITA's											Page 1	
Rank	Targ No	Name	Rep	90m	70m	50m	30m	10m	30m	10m	Rank	
113	24A	Cottier Kevin	WA	289	11	298	15	292	19	330	13	12
				268	18	295	19	291	17	340	6	11
				557		593		583		670		24
114	27A	Roberts Tim	VIC	284	15	319	3	277	30	330	14	12
				269	17	300	17	293	13	330	18	11
				553		619		570		660		24
115	29A	Hancock Trevor	BA	284	16	287	24	297	12	324	26	11
				262	21	313	8	291	15	333	12	11
				546		600		588		657		23
116	25A	White Arthur	Tas	290	9	299	14	275	13	324	27	12
				274	13	298	18	275	28	326	23	11
				564		597		570		650		23
117	28C	Cowan G.D.		275	21	272	19	294	15	333	10	11
				264	19	291	21	291	18	328	20	11
				539		583		585		661		23
118	24C	Cottier Chris	WA	282	18	290	20	293	17	329	15	11
				251	27	303	14	276	27	331	16	11
				533		593		569		660		23
119	28B	Stacy John	WA	270	24	290	21	289	20	324	28	11
				270	16	289	22	273	31	329	19	11
				540		579		562		653		23
120	31B	Waldan Robert	BA	276	20	272	34	295	14	328	17	11
				275	11	279	29	274	29	318	30	11
				551		551		569		646		23
121	30D	Smith Norm	SA	268	26	275	33	293	18	332	11	11
				299	24	279	30	278	25	327	28	11
				527		554		571		659		23
122	28A	Player Phillip	SA	267	27	296	17	278	29	325	25	11
				271	15	287	34	280	23	318	29	11
				538		563		558		643		23
123	27D	Matthews Roger	NSW	241	36	282	31	282	23	327	18	11
				262	20	293	20	287	19	327	21	11
				503		575		569		654		23
124	31A	Walker Terry	Tas	262	30	288	37	294	16	322	29	11
				245	28	288	23	298	10	320	27	11
				507		556		592		642		23
125	32C	Iles Tony	Tas	260	31	286	26	307	10	313	35	11
				234	33	277	31	285	22	331	14	11
				494		563		592		644		23

Photocopying supplied by Devonport Trade Union Centre

43th National Archery Championships
Men Target Compound - Combined FITA's

Rank	Target No	Name	Rep	90m	70m	50m	30m	Total
26	26D	Morgan Ray	1274	22	296	16	320	31 1147
			1261	22	284	26	279	24 320 28 1144
			1535	1990	1536	1640	2291	
27	29C	Coughran Earl	1288	12	287	23	273	32 327 20 1175
			1242	31	281	28	258	36 324 24 1105
			1530	1568	1531	1651	2280	
28	32D	Steph Andrew	1257	32	285	27	276	31 320 30 1138
			1236	25	282	27	264	34 310 35 1112
			1513	1567	1540	1630	2250	
29	29B	Thomas Graham	1267	28	276	32	281	25 306 38 1130
			1233	26	285	25	267	33 314 33 1119
			1520	1561	1548	1620	2249	
30	30B	Beech Kim	1269	25	282	30	281	24 325 24 1157
			1213	38	261	37	277	26 331 15 1082
			1482	1543	1558	1656	2239	
31	30C	Brigg Aubrey	1264	29	268	36	260	34 327 21 1119
			1221	36	301	16	273	30 314 32 1109
			1485	1569	1633	1641	2228	
32	31C	Lang Bruce	1236	33	284	28	257	36 315 33 1112
			1245	29	271	32	286	20 309 36 1111
			1501	1555	1543	1624	2223	
33	33B	Duncan John	1234	34	283	29	240	37 315 34 1092
			1228	34	264	35	258	37 316 31 1066
			1482	1547	1498	1631	2158	
34	26A	Bradshaw Ian	1209	39	253	38	288	21 331 12 1081
			1241	32	244	41	270	32 309 37 1064
			1450	1497	1558	1640	2145	
35	33C	Smith Collin	1205	40	270	35	281	26 300 39 1056
			1194	40	253	38	259	35 287 41 993
			1399	1523	1540	1587	2049	
36	28D	Freeman Clint	1254	35	289	22	268	33 294 40 1105
			1203	39	249	40	197	41 290 40 939
			1457	1538	1465	1584	2044	
37	31D	Harkness Michael	1218	38	238	40	235	38 316 32 1007
			1221	37	261	36	231	40 312 34 1025
			1439	1499	1466	1628	2032	
38	32B	Taylor Jack	1179	42	228	41	233	40 310 37 950
			1227	35	252	39	237	39 307 38 1023
			1406	1480	1470	1617	1973	

Photocopying supplied by Devonport Trade Union Centre

43th National Archery Championships
Women Field Regular - Barebow

Rank	Name	Hits	Spts	Fita	Hits	Spts	Total	Hits	Spts	
1	Galsford Edna	310	87	3	249	71	3	559	158	6
	Hamilton Diane	161	45	3	116	35	1	277	80	4

Rnk	Targ No	Name	Rep	90m	70m	50m	30m	Tot				
39	30A	Thomas Viv	Tas	188	41	240	42	248	38	302	39	97
				1420	458	482	612	197				197
40	27C	Smithson K.	Vic	278	19	308	11	151	42	000	42	73
				243	30	312	9	297	11	330	17	118
				1521	620	448	330	191				191
41	32A	Jeffrey Graeme	SQ	127	42	270	33	172	42	216	42	76
				327	509	394	477	170				170

Photocopying supplied by Devonport Trade Union Centre

43th National Archery Championships Women Field Regular - Freestyle												
Rnk	Name	Hts	Hits	Spt	F	Hts	Hits	Spt	Total	Hits	Spt	Total
1	McCardle Mandy	469	112	35	446	112	23	915	224	58		
2	Tremelling Debbie	440	106	30	446	112	23	886	218	53		
	Johnstone Faye	401	103	16	409	106	13	810	209	29		
3	Greenham Lynne	398	104	17	409	108	11	807	212	28		
4	Murray Aileen	392	101	19	398	102	17	790	203	36		
5	Jones Sally	381	99	15	406	107	14	787	206	29		
6	Johnson Sandra	389	101	20	381	104	10	770	205	30		
7	Booth Mary	392	91	16	378	102	15	770	193	31		
8	Ashles Carol	385	98	19	376	100	11	761	198	30		
9	Branford Ann	390	102	13	365	99	12	755	201	25		
10	Tremelling Michelle	364	97	14	388	105	14	752	202	28		
11	Bridger Deanne	374	98	16	345	94	9	719	192	23		
12	Gavin Yvonne	356	96	9	359	97	12	715	193	21		
13	Jordan Christina	330	90	12	341	96	10	671	186	22		
14	Nicol Lorraine	330	89	12	341	93	14	671	182	26		
15	Harvey Aileen	317	86	15	311	88	7	628	174	22		
16	Sims Dolleen	325	87	7	282	79	8	607	166	15		
17	McMartin Michelle	251	70	5	292	82	6	543	152	11		
18	Matthews Myfany	249	71	9	245	72	3	494	143	12		
19	Hughes Pat	214	62	5	232	67	5	446	129	10		
20	Fulton Marlene	295			0			295				

Photocopying supplied by Devonport Trade Union Centre

Rnk	Targ No	Name	Rep	70m	160m	150m	30m	Total
1	3B	Hawkins Beverley	288	1 263	2 266	1 305	2 1119	11092
			567	1 265	1 237	1 298	1 1603	2201
2	2B	Taylor Maureen	280	2 289	1 252	2 308	1 1129	1018
			540	2 257	2 220	2 281	2 1589	2147

43th National Archery Championships
 Men's Veteran Target Compound - Combined FITA's

Rnk	Targ No	Name	Rep	90m	170m	150m	30m	Total
1	28B	Stacy John	270	2 290	1 289	1 324	2 1175	11161
			540	1 269	1 273	1 329	1 653	2334
2	29C	Coughran Earl	288	1 287	2 273	2 327	1 1175	1105
			530	2 281	2 258	2 324	2 651	2280
3	32B	Taylor Jack	179	3 228	3 233	3 310	3 950	1023
			406	3 252	3 237	3 307	3 617	1973

Photocopying supplied by Devonport Trade Union Centre

Rnk	Hit	Hit	Spt	Hit	Hit	Spt	Hit	Hit	Spt	Total	Hit	Hit	Spt
1	Pitt-Lancaster	Tony	453	111	23	441	110	19	894	221	42		
2	Turner	Mick	420	107	23	428	110	23	848	217	46		
3	McDonachy	Wayne	355	93	14	301	81	7	656	174	21		
4	Gaston	John	339	95	5	277	77	9	616	172	14		
6	Jordan	Wes	251	70	5	181	51	4	432	121	9		
7	Brown	Stuart	229	67	2	156	34	2	385	101	4		
8	Hamilton	Terry	213	63	2	135	40	0	348	103	2		

43th National Archery Championships
Men Field Regular - Freestyle

Rank	Name	1st	2nd	3rd	4th	5th	6th	7th	8th	9th	10th	11th	12th	13th	14th	15th	Total	Hits	Spts
26	Jones Darren	422	107	21	427	108	23	849	215	44									
27	Austin Peter	418	103	22	404	105	18	822	210	40									
28	Noble Glen	395	104	13	409	109	13	804	213	26									
29	Beeby Chris	377	97	18	387	105	10	764	202	28									
30	Hall Bruce	396	105	10	356	97	9	752	202	19									
31	Higgins John	341	92	14	383	102	13	724	194	27									
32	Nicoll Jeffrey	321	90	5	348	94	11	669	184	16									
33	Harvey Tom	309	87	10	283	79	7	592	166	17									
33	Strunk Wolfgang	0	0	0	0	0	0	0	0	0									

Photocopying supplied by Devonport Trade Union Centre

43th National Archery Championships
Women's Clout Regular

Rank	Name	1st	2nd	3rd	4th	5th	6th	7th	8th	9th	10th	11th	12th	13th	14th	15th	Total	Hits	Spts
1	Branford Ann	276	36	2													329	36	14
																	605	72	16
2	Johnstone Faye	257	36	6													320	36	10
																	577	72	16
2	Gavin Yvonne	274	36	7													301	36	7
																	575	72	14
3	Harvey Allison	258	36	3													315	36	10
																	573	72	12
4	Thomas Kay	292	36	5													258	34	7
																	550	70	8
5	Booth Mary	262	36	1													287	36	5
																	549	72	7
6	Slims Colleen	261	35	4													280	36	6
																	541	71	7
7	Tremelling Michelle	247	36	5													291	36	7
																	538	72	8
8	Ashlee Carol	230	34	2													303	36	6
																	533	70	10
9	Nicholl Lorraine	218	34	3													298	36	7
																	516	70	8
10	Hughes Pat	212	35	1													272	35	7
																	484	70	8
11	Nalleon Terry	201	35	1													266	35	7
																	467	70	8
12	Tremelling Debbie	177	29	1													214	34	7
																	391	63	8
13	Hamilton Diane	180	31	0													184	32	8
																	364	63	8

Rank	No	Name	1st	2nd	3rd	4th	5th	6th	7th	8th	9th	10th	Total
1	3	Fairweather Simon	257	36	3	329	36	16	586	72	19		
2	4	McCarthy Rod	269	36	1	295	35	9	564	71	10		
3	4	Gavin Fred	253	36	3	295	35	8	548	71	11		
4	3	Fillmer Trevor	253	35	3	294	36	5	547	71	8		
5	3	Hawkins Gerald	239	36	3	301	36	5	540	72	8		
6	4	Sallsbury Noel	238	36	5	289	36	4	527	72	9		
7	4	Beeby Chris	241	34	1	286	36	5	527	70	6		
8	3	Coan Michael	223	36	0	299	36	7	522	72	7		
9	4	Hamilton Terry	226	36	1	271	36	4	497	72	5		
10	4	Austin Peter	227	36	0	270	36	4	497	72	4		
11	3	Barrey Linden	198	34	4	293	36	7	491	70	11		
12	3	Neilson George	224	36	4	265	36	5	489	72	9		
13	4	Noble Glen	208	30	3	270	36	2	478	66	5		
14	4	Higgins John	223	36	2	246	36	2	469	72	4		
15	4	Sedgman Clem	206	33	1	254	36	4	460	69	5		

Photocopying supplied by Devonport Trade Union Centre

Rank	Name	1st	2nd	3rd	4th	5th	6th	7th	8th	9th	10th	11th	12th	13th	14th	15th	16th	17th	18th	19th	20th	21st	22nd	23rd	24th	25th	Total	
1	Carson Dannie	481	111	49	477	112	42	958	223	91																		
2	Fairweather Simon	491	112	48	467	111	33	958	223	81																		
3	Coan Michael	476	112	36	472	112	34	948	224	70																		
4	Saw Julian	482	110	49	466	112	32	948	222	81																		
5	Cherney Adrian	470	110	41	473	112	39	943	222	80																		
6	Gray Matthew	472	112	37	463	111	32	935	223	69																		
7	Willis John	464	111	35	470	112	34	934	223	69																		
8	Pollitts Brian	461	111	31	464	112	29	925	223	60																		
9	Greenham Grant	462	112	26	461	111	27	923	223	53																		
10	Holland Stephen	463	109	42	457	112	28	920	221	70																		
11	Atkins Stuart	460	109	36	452	110	30	912	219	66																		
12	Hunter-Russell Scott	454	110	29	451	110	32	905	220	61																		
13	Fillmer Trevor	464	112	30	437	111	18	901	223	48																		
14	Messinger Wayne	470	109	21	424	109	19	894	218	40																		
15	Barrey Linden	438	110	24	454	111	28	892	221	52																		
16	Barrey Angus	438	112	24	443	111	22	881	223	46																		
17	Grossman Graham	446	109	25	434	109	19	880	218	44																		
18	Barhan Ray	447	109	32	426	109	19	873	218	51																		
19	Miller Rod	443	107	35	430	109	24	873	216	59																		
20	Sedgman Clem	421	105	25	448	111	29	869	216	54																		
21	Brier-Mills Rod	410	101	26	457	112	33	867	213	59																		
22	McCarthy Rod	417	105	23	445	111	24	862	216	47																		
23	Hawkins Gerald	437	109	25	423	109	16	860	218	41																		
24	Sallsbury Noel	427	109	20	431	109	20	858	218	40																		
25	Gavin Fred	421	104	19	428	109	17	849	213	36																		

Photocopying supplied by Devonport Trade Union Centre

Rnk	No	Name	Rnd1	Hits	Gold	Rnd2	Hits	Gold
14	4	Hennay Tom	211	32	1	249	36	460
15	4	Nicoll Jeffrey	183	33	0	267	36	450
16	3	Carson Dennis	210	34	5	236	36	446
17	4	Jones Darren	194	32	2	243	35	437
18	3	Holland Stephen	118		withdrew			

Rnk	No	Name	Rnd1	Hits	Gold	Rnd2	Hits	Gold
17	6	Ouscaddon John	218	36	0	270	35	2
18	5	Coughran Earl	197	30	1	290	36	3
19	6	Smith Norm	212	36	1	245	36	1
20	6	Taylor Jack	175	33	2	457	72	2
21	6	Bishop Andrew	159	30	2	262	36	1
22	5	Beach Kim	184	27	5	437	69	3
23	5	Roberts Tim	206	36	1	273	36	3
24	6	Fresman Clint	145	33	1	432	66	5
25	6	Smith Colin	118	24	0	248	35	5
26	5	Thomas Viv	124	23	1	432	62	10
						223	35	2
						429	71	3
						249	36	2
						394	69	3
						214	33	1
						332	57	1
						142	29	0
						266	52	1

43th National Archery Championships
Women's Clout Compound

Rank	No	Name	Rnd1	Hits	Gold	Rnd2	Hits	Gold
1	1	Hawkins Beverley	257	36	2	297	36	6
						554	72	8
2	1	Weston Dianne	270	35	3	265	36	5
						535	71	8
3	1	Thomas Amanda	236	36	0	293	36	2
						529	72	2
4	1	McMartin Valerie	246	36	1	275	36	4
						521	72	5
5	1	Gibson Gail	250	35	3	271	35	5
						521	70	8
6	1	Taylor Maureen	237	35	0	273	36	3
						510	71	3
7	1	Pascoe Shirley	198	35	3	295	36	4
						493	71	7
8	1	Vagg Mary	210	34	3	269	36	4
						479	70	7
9	1	Freeman Traci	216	34	2	244	35	5
						460	69	7
10	1	Baug Brenda	190	31	2	269	36	4
						459	67	6
11	1	Wolrige Allison	171	31	1	227	36	1
						398	67	2
12	1	Smith Lorraine	61	12	1	153	30	1
						214	42	2
13	1	Feehey Kerry	109	19	2	000		
						109		

43th National Archery Championships
Men's Clout Compound

Rank	No	Name	Rnd1	Hits	Gold	Rnd2	Hits	Gold
1	5	Trenailing Phil	320	36	11	318	36	10
						638	72	21
2	5	Cox Peter	292	35	6	322	36	11
						614	71	17
3	5	Weston Alan	279	36	3	324	36	10
						603	72	13
4	6	Williams Bill	284	36	7	315	36	12
						599	72	19
5	5	Cornish Leigh	292	36	5	306	36	10
						598	72	15
6	6	Gibson Richard	290	36	7	302	36	4
						592	72	11
7	5	Thomas Graham	298	36	6	294	36	3
						592	72	9
8	5	Stacy John	287	36	6	294	36	4
						581	72	10
9	5	Hancock Trevor	270	36	5	309	36	9
						579	72	14
10	6	Lang Bruce	271	36	3	308	36	7
						579	72	10
11	6	Walden Robert	270	36	4	302	36	4
						572	72	8
12	5	Brigg Aubrey	261	36	3	300	36	8
						561	72	11
13	6	Cowan G.D.	261	36	4	286	36	6
						517	72	10
14	6	Harkness Mike	227	35	2	272	36	3
						499	71	5
15	6	Wilson Len	219	36	1	278	35	5
						497	71	6
16	5	White Arthur	237	36	1	255	36	4
						492	72	5