

# BREADS & CEREALS



## You probably should be eating more

Until now, you've probably put breads and cereals in the "not too much" category.

Believe it or not, eating less fatty foods and more breads, rice, pasta or cereals can help to **control** your weight and reduce the risk of heart disease and certain cancers. So enjoy at least 5 serves a day!



Proudly supported by the Bread Manufacturers of S.A. (Inc) and South Australian based Flour Millers

WAM 24964

45th National  
Archery  
Championships

ADELAIDE 1992  
8th - 13th March 1992  
Victoria Park  
Tarangil Park, Woodcroft



RESULTS

*The Organising Committee also  
wishes to thank all those  
associated with the organisation  
of these Championships.*

*We thank all the archers for their  
patience and sportsmanship, and  
we look forward to the 1993  
Nationals in Perth.*

The Organising Committee gratefully acknowledges:

**PRINCIPAL SPONSOR**

Foundation S.A.

**Major Sponsors**

Vers-a-Tile STRAMIT  
ARCHERY ACADEMY  
CRYSTAL SPRING

**Best All Round Archers**

**Support and assistance provided by:**

The Corporation of the City of Adelaide  
The Corporation of the City of Noarlunga  
The Band of the 4th Military District  
The South Australian Jockey Club Inc.  
Prince Alfred College  
The Public Schools' s Club Inc.  
Cafe-Bar International  
Heyne's Nursery  
Keystroke Graphics  
I & S Graphics  
Easton Aluminium  
Bear Archery  
Mars Confectionery  
Tip Top Bakeries  
Greenhill Executive Suites

Adelaide Casino  
Adelaide Convention & Tourist Authority  
Woolworths  
Chisholm Manufacturing  
Hamilton Laboratories Pty Ltd  
Riegel Paper  
IAC Paper  
CPI Paper  
Fasson  
KESAB  
St. John Ambulance  
Paul Rasmussen  
Adelaide Archery Club  
Eden Field Archers  
Kidman Archers  
Northern District Archers  
Southern Vales Archery Club  
Cressy Bowmen  
Pizza Hut  
Target Australia Pty Ltd  
Glendale Kitchens and Furniture  
Stillwell Trucks  
Gavin Kluske

**(Veterans)**

Male Regular	W. Strunk	2111
Female Regular	Y. Gavin	2574
Male Compound	N. Smith	3032
Female Compound	G. Dabovich	2951

**(Senior)**

Male Regular	S. Fairweather	3160
Female Regular	S. Jones	2977
Male Compound	C. Freeman	3283
Female Compound	N. Bartlett	3167

## Teams result for Recurve Bows

K. Beech	*2366	* 497		
A. Richards	*1208	0		
T. Donovan	*2410	* 493	6974	SOLD


## Trans Tasman Teams Event

### New Zealand

Jim Howell	2441	492		
Glenn Fuller	1825	510		
Martin Bridger	2285	446		
Neil Randell	483			
Faye Johnstone	2520	505		
Neroni Fairhall	2326			
Steve Haines	2237	556		16,626

### Australia

Simon Fairweather	2584	576		
Scott Hunter-Russell	2501	544		
Grant Greenham	2506	0		
Tommy Pit-Lancaster	546			
Debbie Trennelling	2327	523		
Sally Jones	2476			
Leigh Cornish	2599	584		17,776



**W**ho wants a plain ceiling when you can have a ceiling worth looking up to? A ceiling which is as much a part of the character and feeling of the room as the furniture. Stramit Board ceilings offer an incredible range of finishes to help create any decor.

But their beauty is a lot more than skin deep. Stramit ceilings offer high thermal qualities (so you can save on insulation costs), high sound insulation (don't you want the quiet life?), and renowned fire resistance. If you would like to know more about this marvellous Australian product and its decorator finishes, then contact:

## Vers-a-Tile STRAMIT

### Head Office and Showroom

12 Hooke Road, Elizabeth West, S.A. 5113  
 Telephone: (08) 255 5707 Fax: (08) 255 4546

## Teams result for Recurve Bows

### Vers-a-Tile STRAMIT Target event

#### New Veteran Male Regular 50 - 59 Years (Fremantle)

##### 60m 50m 40m 30m Hits Gold Tot

1	S. Nelson	NSW	290	305	304	308	144	31	1207
2	K. Gaisford	WA	255	306	278	309	143	24	1148
3	B. Hastings	SA	264	277	265	265	141	14	1071
4	I. Gaskell	SA	235	260	243	295	144	15	1033

#### New Veteran Male Regular 60+ Years (Fremantle)

##### 60m 50m 40m 30m Hits Gold Tot

1	G. Pawson	SA	291	311	281	323	144	26	1206
2	W. Moylan	SA	281	273	280	306	143	19	1140
3	F. Gavin	NSW	247	267	280	293	144	11	1087
4	T. Hannay	QLD	10	237	221	244	141	10	912
5	D. Abbot	VIC	195	247	216	247	138	8	905

#### New Veteran Male Compound 50 - 59 Years (Fremantle)

##### 60m 50m 40m 30m Hits Gold Tot

1	R. Palmer	SA	320	315	310	336	143	43	1281
2	T. Lines	SA	317	320	311	328	144	38	1276
3	E. Templeman	NSW	279	316	295	328	144	32	1218
4	K. Lawrence	NSW	279	304	286	310	143	15	1179
5	R. Branchley	SA	254	223	235	204	132	8	916

#### New Veteran Male Compound 60 + Years (Fremantle)

##### 60m 50m 40m 30m Hits Gold Tot

1	A. Briggs	TAS	311	321	308	328	144	41	1268
2	S. Hutton	WA	307	317	305	317	144	37	1246
3	T. Hardy	NSW	255	296	276	280	143	11	1107
4	J. Stanhope	SA	264	305	242	292	142	11	1103
	B. Henwood	NZ	204	177	168	263	137	8	812

#### New Veteran Female Regular 50 - 59 Years (Fremantle)

##### 60m 50m 40m 30m Hits Gold Tot

1	J. Wilson	SA	254	261	233	263	143	11	1011
2	D. Bell	SA	190	171	174	156	131	8	691

Team Member	Target	Field
-------------	--------	-------

S. Fairweather	*2584	* 576
C. Blake	*2441	* 508
T. Reilly	*2380	* 514
T. Holland	2124	423
S. Jones	*2476	* 501
K. Fairweather	*2408	* 457
M. McMartin	*2359	* 470
A. Harvey	2309	345
G. Bourne	*2519	* 536
D. Carson	*2414	* 535
G. Barr-Jones	*2371	* 488
K. Tucker	2307	473
M. Nelson	*2411	* 429
M. Matthews	*2372	* 482
S. Johnson	*2219	* 472
S. Hunter-Russell	*2501	* 544
J. Willis	*2438	* 543
W. Messenger	*2358	* 512
A. Porter	1857	393
D. Bridger	*2336	* 457
C. Harvey	*2262	* 404
A. Murray	*2259	* 437
M. Gray	*2484	* 562
C. Sedgman	*2317	* 456
S. Griffiths	*2257	434
R. Miller	2240	* 471
M. Rieckmann	*2466	* 489
D. Tremelling	*2327	* 523
J. Griffiths	*2212	393
C. Jordan	2126	* 408
L. Freeman	*2084	* 364
E. Mee	*1896	* 238
M. Gard	*1434	* 488
D. Peters	*2231	* 430
R. Brier-mills	*2470	* 504
M. Mehonoshen	*2361	* 489
G. Neilson	*2142	* 413

17248	NSW
-------	-----

17674	SA
-------	----

17051	WA
-------	----

16972	VIC
-------	-----

9165	TAS
------	-----

8379	QLD
------	-----

## Teams result for Compound Bows

Team Member	Target	Field		
K. Chancellor	*2626	497		
P. Tremelling	*2535	* 548		
J. Larven	*2519	* 554		
G. Bartlett	2512	* 530		
N. Bartlett	*2701	466		
M. Vagg	*2623	* 515		
M. Hubbert	*2546	* 479		
F. Hyde	2483	* 485	18661	NSW
P. Bailey	*2554	* 505		
P. Cox	*2551	* 540		
J. Dabovich	*2505	* 513		
T. Hancock	2426	492		
H. Hann	*2522	* 517		
A. Thomas	*2485	438		
G. Dabovich	*2474	* 477		
S. Pascoe	2466	* 467	18110	SA
A. Liddy	*2615	* 594		
A. Weston	*2606	* 580		
T. Roberts	*2565	* 527		
K. Hartley	2480	471		
B. Murray	*2441	397		
L. Vale	*2427	* 448		
B. Boug	*2381	* 411		
D. Weston	2222	* 399	17994	VIC
W. Smith	*2502	* 545		
M. Taylor	*2446	* 496		
N. Ferris	*2310	* 475		
B. Ward	2156	425		
M. Ferris	*2624	* 529	11927	SQLD
C. Freeman	*2688	* 595		
T. Iles	*2533	* 454		
M. Hughes	*2318	* 462		
P. Freeman	*2215	* 362	11627	TAS
K. Cortier	*2517	* 561		
S. Ehrhardt	*2323	* 442	5843	WA

## New Veteran Female Compound 50 - 59 Years (Fremanlle)

	60m	50m	40m	30m	Hits	Gold	Tot
1 A. Anderson	SA	285	309	270	315	143	21 1179

## New Veteran Female Compound 60 + Years (Fremanlle)

60m 50m 40m 30m Hits Gold Tot

1 C. Arnold	NSW	304	323	312	332	144	42 1271
2 E. Caplin	NSW	263	311	242	304	143	15 1120

## Male Regular (FITA)

90m 70m 50m 30m Hits Gold Tot Gtot

1 S. Fairweather	SA	297	328	308	347	143	53 1280	
		301	332	319	352	144	60 1304	2584
2 G. Bourne	NSW	290	324	311	335	144	42 1260	
		298	308	318	335	144	38 1259	2519
3 G. Greenham	WA	288	320	314	339	144	42 1261	
		300	316	293	336	144	37 1245	2506
4 S. Hunter-Russell	WA	278	320	302	343	144	46 1243	
		286	307	321	344	144	46 1258	2501
5 M. Gray	VIC	279	316	304	344	144	38 1243	
		276	316	304	345	144	45 1241	2484
6 R. Brier-mills	NQLD	276	299	311	333	144	38 1219	
		292	302	315	342	144	42 1251	2470
J. Howell	NZ	273	310	300	329	144	30 1212	
		277	299	313	340	144	32 1229	2441
7 C. Blake	SA	277	286	297	337	143	30 1197	
		274	317	311	342	144	41 1244	2441
8 J. Willis	WA	270	306	300	334	144	33 1210	
		269	317	304	338	144	36 1228	2438
9 D. Carson	NSW	260	303	302	344	143	33 1209	
		252	308	306	339	144	39 1205	2414
10 B. Politis	NSW	279	318	284	339	144	40 1220	
		265	298	288	331	144	28 1183	2403
11 P. Malyun	SQLD	234	308	315	341	144	36 1198	
		263	294	287	348	144	37 1192	2390
12 T. Reilly	SA	280	305	293	319	144	28 1197	
		254	306	295	328	143	27 1183	2380
13 D. Crabtree	WA	269	297	295	331	144	28 1192	
		264	284	299	335	143	27 1182	2374
14 G. Barr-Jones	NSW	263	305	301	330	144	30 1199	
		273	281	290	328	143	26 1172	2371
15 K. Beech	SQLD	285	292	295	322	144	23 1194	
		264	282	293	333	144	22 1172	2366

**Male Regular (FITA)**

		90m	70m	50m	30m	Hits	Gold	Tot	Grat
16	A. Groom	SA	272	309	291	332	144	35	1204
			238	297	289	336	143	30	1160
17	M. Melonoshen	NQLD	269	300	301	334	144	30	1204
			252	273	297	335	143	30	1157
18	W. Messenger	WA	261	294	276	326	144	19	1157
			269	296	293	343	144	28	1201
19	C. Sedgman	VIC	250	292	286	324	144	22	1152
			269	268	294	334	144	33	1165
20	K. Tucker	NSW	230	299	285	331	143	26	1145
			234	300	289	339	143	31	1162
21	D. Connolly	NSW	254	287	288	318	144	19	1147
			258	298	287	312	144	25	1155
	M. Bridger	NZ	223	276	299	328	141	25	1126
			250	300	284	325	143	22	1159
22	S. Griffiths	VIC	269	280	278	323	144	25	1150
			227	277	278	325	144	20	1107
23	D. Jones	VIC	271	280	278	299	142	20	1128
			240	282	282	322	143	19	1126
24	R. Miller	VIC	249	285	246	321	144	21	1101
			242	289	279	329	144	24	1139
25	G. Neilson	NQLD	231	272	262	313	142	17	1078
			229	250	270	315	144	17	1064
26	J. Tait	NSW	220	281	253	312	144	17	1066
			222	264	253	329	141	19	1068
27	T. Holland	SA	189	279	256	299	141	15	1023
			239	270	266	326	144	24	1101
28	W. Leggett	SA	240	284	261	319	143	17	1104
			203	258	247	307	141	14	1015
29	W. Strunk	NSW	226	261	247	308	144	16	1042
			203	269	287	310	143	20	1069
30	P. Oliveira	NSW	208	264	249	313	144	13	1034
			228	256	261	313	142	13	1058
31	L. Freeman	TAS	262	274	248	305	143	15	1089
			202	256	250	287	143	8	995
32	M. Robertson	VIC	231	276	241	312	144	20	1060
			234	243	249	289	144	10	1015
33	D. Bell	NSW	185	279	255	317	142	17	1036
			194	276	246	320	142	22	1036
34	P. Smith	NSW	220	235	240	295	143	10	990
			223	246	264	298	144	15	1031
35	B. Hall	NSW	210	256	245	295	143	10	1006
			193	243	263	308	139	14	1007
36	J. Higgins	VIC	203	248	233	317	142	20	1001
			175	237	242	319	141	14	973



**BOWS ARROWS BITS**

Shop 48c Watton Street, Werribee Vic 3030  
phone 03 742 6146 / fax 03 741 5730

- ★ MAIL ORDERS WELCOME ★
- ★ UP TO DATE INFORMATION ★
- ★ ALL MAJOR BRANDS AVAILABLE ★
- ★ HELP AND ASSISTANCE PROVIDED ★
- ★ BANKCARD, VISA, MASTERCARD ACCEPTED ★

*Hoyt*



**GOOD LUCK  
AND**

**GOOD SHOOTING TO ALL  
IN THE 1992 NATIONALS**





**Male Compound (FITA)**

	90m	70m	50m	30m	Hits	Gold	Tot	Gtot
S. Haines	NZ	319	337	327	346	144	65	1329
		301	328	330	349	144	57	1308
2 C. Cottier	WA	305	326	333	349	144	57	1313
		317	314	336	352	144	61	1319
3 K. Chancellor	NSW	309	333	329	352	144	68	1323
		308	330	330	335	144	52	1303
4 E. Rapsevicius	NSW	308	328	324	348	144	54	1308
		299	330	334	351	144	67	1314
5 A. Liddy	VIC	303	335	330	347	144	58	1315
		300	318	330	352	144	54	1300
6 A. Weston	VIC	299	330	323	353	143	60	1305
		309	317	324	351	144	56	1301
7 L. Cornish	VIC	303	336	327	347	144	59	1313
		293	311	333	349	144	52	1286
8 D. Freer	SA	302	322	324	343	144	48	1291
		295	328	315	350	144	55	1288
9 T. Roberts	VIC	291	329	320	342	144	46	1282
		303	317	318	345	144	46	1283
10 P. Bailey	SA	290	331	317	338	143	52	1276
		313	305	309	351	144	46	1278
11 P. Cox	SA	293	327	303	346	144	46	1269
		282	331	325	344	144	51	1282
12 P. Tremelling	NSW	301	324	307	330	144	35	1262
		306	315	308	344	144	48	1273
13 T. Iles	TAS	289	303	325	338	143	46	1255
		283	324	327	344	143	54	1278
14 B. McCardle	VIC	293	321	315	347	144	43	1276
		279	323	310	344	144	41	1256
15 N. Smith	SA	288	319	308	340	143	32	1255
		290	325	322	340	144	50	1277
16 J. Larven	NSW	299	310	311	335	144	43	1255
		279	307	330	348	144	53	1264
17 K. Cottier	WA	292	323	322	340	144	43	1277
		279	319	303	339	144	39	1240
18 G. Bartlett	NSW	284	312	311	341	144	44	1248
		281	323	315	345	144	47	1264
19 C. Lamb	SA	295	315	308	341	144	41	1242
		278	315	324	336	144	42	1270
20 J. Dabovich	SA	284	304	317	338	144	39	1243
		286	325	305	346	144	47	1262
21 W. Smith	QLD	282	315	285	345	144	39	1227
		296	316	316	347	143	51	1275
22 B. Vale	VIC	296	326	308	341	144	38	1271
		276	277	320	341	144	34	1214

**Male Barebow Regular**

	Field	Hunters	Hits	Spots	Total
1 T. Pit-Lancaster	NSW	263	283	143	546
	NSW	212	273	143	485
2 M. Turner	NSW	228	255	143	483
	WA	185	198	134	383
3 P. Blake	NZ	71	157	96	228
	NZ	93	129	97	222
B. Henwood					
T. Hamilton					

**Male Longbow**

	Field	Hunters	Hits	Spots	Total
4 J. Higgins	VIC	79	125	94	204
	SA	68	129	89	197
5 P. Rashleigh	SA	68	113	87	181
6 J. Irvine	SA	72	92	77	164
7 J. Nicoll	SA				

**Male Barebow Compound**

	Field	Hunters	Hits	Spots	Total
1 L. Fry	SA	180	237	136	417
	SA	178	199	130	377
2 T. Ricketts					

**Female Regular**

	Field	Hunters	Hits	Spots	Total
1 D. Tremelling	VIC	250	273	140	523
	NZ	250	255	141	505
2 F. Johnstone	SA	256	245	143	501
	SOLD	245	248	142	493
3 T. Donovan	VIC	233	257	142	490
	VIC	240	249	144	489
4 M. Rieckmann	NSW	227	255	142	482
	NSW	245	227	143	472
5 M. Matthews	NSW	231	239	141	470
	SA	219	238	142	457
6 M. McMartin	SA	219	238	142	457
	WA	216	241	140	457
7 K. Fairweather	WA	224	213	138	437
	WA	224	213	138	437
8 D. Bridger	TAS	226	204	140	430
	TAS	226	204	140	430
9 A. Murray	NSW	221	208	136	429
	NSW	221	208	136	429
10 D. Peters	VIC	191	217	138	408
	VIC	191	217	138	408
11 M. Nelson					
12 C. Jordan					

Male Compound

	Field	Hunters	Hits	Spots	Total	
1	C. Freeman	306	289	144	45	595
2	A. Liddy	296	298	143	46	594
3	K. Matthews	291	300	144	37	591
4	L. Cornish	303	281	142	47	584
5	A. Weston	303	281	143	44	580
6	K. Cottier	252	309	141	42	561
7	S. Haines	287	269	142	33	556
8	B. Vale	292	263	143	34	555
9	J. Larven	291	263	144	31	554
10	P. Tremelling	283	265	143	34	548
11	W. Smith	288	257	141	46	545
12	E. Rapsevicius	292	251	141	33	543
13	P. Cox	273	267	144	28	540
14	J. Fear	275	259	143	32	534
15	G. Bartlett	255	275	143	27	530
16	T. Roberts	268	259	142	23	527
17	R. Matthews	265	261	142	28	526
18	J. Dabovich	265	248	143	18	513
19	B. Lothian	269	241	142	21	510
20	R. Bridges	264	246	141	21	510
21	P. Bailey	265	240	141	21	505
22	N. Smith	251	249	143	23	500
23	K. Chancellor	245	252	140	17	497
24	I. Simmonds	256	240	143	23	496
25	M. Taylor	245	251	141	19	496
26	T. Hancock	242	250	143	15	492
27	N. Ferris	240	235	142	16	475
28	D. Kennedy	244	231	141	17	475
29	M. Hartley	238	233	138	18	471
30	K. Hughes	241	221	135	17	462
31	B. Roberts	248	212	142	18	460
32	P. Phillips	222	234	135	17	456
33	T. Hes	236	218	135	15	454
34	S. Ehrhardt	223	219	140	13	442
35	L. van den Berg	213	228	142	13	441
36	S. Mannu	198	227	141	14	425
37	N. Ward	222	203	139	7	425
38	B. Ward	212	208	135	6	420
39	J. Hyde	200	203	140	10	403
40	D. Casey	214	189	134	11	403
41	C. Smith	193	207	136	12	400
42	G. Houten	189	210	136	13	399
43	J. Taylor	147	151	118	10	298
44	C. Cottier	0	271	71	14	271

Male Compound (FTTA)

	90m	70m	50m	30m	Hits	Gold	Tot	Grnt		
23	R. Bridges	SA	253	315	308	342	144	40	1218	2482
24	K. Hartley	VIC	293	311	315	345	144	40	1264	2482
25	B. Lothian	NSW	276	288	298	329	144	22	1191	2480
26	C. Smith	NSW	297	321	326	345	144	53	1289	2480
27	I. Simmonds	NSW	289	326	313	337	144	40	1265	2479
28	B. Jones	NSW	280	299	309	326	144	37	1214	2479
29	M. Taylor	VIC	271	314	320	335	144	37	1240	2472
30	S. Wagner	VIC	282	303	318	336	144	36	1239	2479
31	J. Fear	NSW	283	314	295	330	143	30	1222	2472
32	A. Munro	NSW	294	308	305	343	144	41	1250	2472
33	T. Hancock	VIC	286	312	302	335	144	34	1235	2452
34	P. Phillips	NSW	289	302	292	334	144	37	1217	2452
35	D. Kennedy	SQLD	278	309	299	343	144	34	1229	2446
36	I. Millar	NSW	273	303	299	342	144	34	1217	2446
37	R. Welden	NSW	251	303	305	337	144	36	1196	2434
38	N. Turnbull	NSW	289	306	308	335	144	34	1238	2434
39	L. van den Berg	NSW	260	306	320	331	144	33	1217	2431
40	G. Toner	NSW	273	294	308	339	144	40	1214	2431
41	S. Mannu	SA	271	294	313	338	144	28	1211	2426
42	G. Thomas	SA	263	303	311	338	144	37	1215	2426
43	S. Ehrhardt	SA	245	321	308	338	144	40	1212	2426
44	M. Hughes	SA	256	302	315	341	141	41	1214	2426
		VIC	255	296	309	338	144	36	1198	2426
		SQLD	260	307	309	343	144	41	1219	2417
		SQLD	268	294	298	333	144	25	1193	2409
		SA	272	297	311	336	143	38	1216	2409
		SA	277	288	294	338	144	28	1197	2402
		SA	264	288	311	342	143	36	1205	2402
		SA	280	302	278	329	144	20	1189	2386
		SA	279	294	293	331	144	27	1197	2386
		SA	284	301	265	331	143	31	1181	2384
		VIC	269	313	290	331	143	33	1203	2384
		VIC	278	306	295	310	142	36	1189	2363
		SA	284	283	284	323	141	25	1174	2363
		SA	257	307	295	324	144	23	1183	2350
		VIC	251	295	285	336	144	33	1167	2350
		VIC	275	288	289	329	144	28	1181	2350
		SA	286	295	266	322	144	22	1169	2350
		SA	256	285	293	330	144	30	1164	2327
		W/A	251	282	303	327	144	30	1163	2327
		TAS	279	295	286	295	144	19	1155	2323
		TAS	259	296	287	326	143	24	1168	2323
		TAS	230	292	296	331	144	33	1149	2318
		TAS	254	294	285	336	144	28	1169	2318

**Male Compound (FITTA)**

	90m	70m	50m	30m	Hits	Gold	Tot	Gtot
45 N. Ferris	SQLD 257	311	273	330	144	26	1171	
	208	277	314	340	141	36	1139	2310
46 G. Houten	VIC 253	288	290	319	144	23	1150	
	208	273	297	324	144	20	1102	2252
47 J. Hyde	NSW 255	288	277	310	143	20	1130	
	225	268	285	301	143	17	1079	2209
48 B. Ward	SQLD 236	279	246	308	143	16	1069	
	245	288	243	311	144	15	1087	2156
49 S. Roberts	SA 251	265	267	300	144	21	1083	
	210	269	269	304	143	12	1052	2135
50 D. Casey	NSW 268	312	165	0	93	12	745	
	244	84	0	0	48	1	328	1073
51 J. Taylor	SQLD 183	261	206	284	139	5	934	
52 C. Gazzola	VIC 217	262	166	0	95	5	645	

**Male Barebow Regular (FITTA)**

	90m	70m	50m	30m	Hits	Gold	Tot	Gtot
1 P. Rashleigh	SA 49	117	92	145	83	1	403	
	32	95	97	173	87	1	397	800
2 J. Irvine	SA 5	77	40	177	61	4	299	
	42	41	50	121	59	2	254	553
3 J. Nicoll	SA 7	19	74	173	56	3	273	
	28	44	36	142	56	1	250	523

**Female Regular (Short FITA)**

	70m	60m	50m	30m	Hits	Gold	Tot	Gtot
F. Johnstone	NZ 308	313	303	332	144	44	1256	
	305	318	307	334	144	41	1264	2520
1 S. Jones	SA 305	293	309	340	144	40	1247	
	291	310	289	339	144	36	1229	2476
2 M. Rieckmann	VIC 267	293	305	338	143	30	1203	
	302	306	313	342	144	41	1263	2466
3 M. Nelson	NSW 293	306	275	333	144	38	1207	
	285	306	295	318	144	31	1204	2411
4 T. Donovan	SQLD 290	312	264	324	144	26	1190	
	302	297	282	339	144	36	1220	2410
5 K. Fairweather	SA 281	293	274	321	144	24	1169	
	293	310	296	340	144	30	1239	2408
6 M. Matthews	NSW 282	283	275	320	144	17	1160	
	280	318	286	328	144	32	1212	2372
7 M. McMartin	SA 275	317	287	326	143	23	1205	
	277	299	271	307	144	17	1154	2359

**Male Regular**

	Field	Hunters	Hits	Spots	Total
1 S. Fairweather	SA 278	298	144	46	576
2 M. Gray	VIC 277	285	144	33	562
3 S. Hunter-Russell	WA 271	273	143	38	544
4 J. Willis	WA 273	270	144	31	543
5 G. Bourne	NSW 258	278	144	32	536
6 D. Carson	NSW 262	273	143	29	535
7 B. Politis	NSW 258	266	144	23	524
8 T. Reilly	SA 260	254	141	26	514
9 W. Messenger	WA 251	261	143	19	512
	NZ 239	271	139	30	510
10 C. Blake	SA 260	248	141	20	508
11 R. Brier-mills	NQLD 259	245	142	19	504
12 K. Beech	SQLD 254	243	141	24	497
	NZ 249	243	141	17	492
13 M. Barker	VIC 241	248	144	19	489
14 M. Methonoshen	NQLD 253	236	143	18	489
15 G. Barr-Jones	NSW 249	239	143	18	488
16 M. Gard	TAS 235	253	141	21	488
17 K. Tucker	NSW 237	236	143	16	473
18 D. Crabtree	WA 233	239	141	14	472
19 R. Miller	VIC 221	250	139	17	471
20 A. Groom	SA 220	241	137	12	461
21 C. Sedgeman	VIC 224	232	140	16	456
	NZ 212	234	140	8	446
22 M. Bridger	SA 226	215	141	9	441
23 G. Noble	VIC 217	217	136	12	434
24 D. Jones	VIC 196	232	140	13	428
25 B. Cotter	NSW 200	227	138	11	427
26 B. Hall	NSW 195	229	136	16	424
27 T. Holland	SA 198	225	139	11	423
28 P. Smith	NSW 207	214	142	10	421
29 J. Tait	NSW 199	222	140	7	421
30 G. Neilson	NQLD 188	225	140	10	413
31 A. Porter	WA 207	186	132	15	393
32 L. May	SOLD 191	197	132	10	388
33 J. Freeman	TAS 176	188	136	8	364
34 I. Reid	SQLD 171	178	130	5	349
35 D. Travica-Dunstan	VIC 150	195	130	6	345
36 M. Robertson	VIC 148	185	129	4	333
37 E. Mee	TAS 124	114	108	3	238
38 M. Hughes	NSW 199	0	69	6	199

**New Veteran Male Regular (60 + years)**

	Field	Hunters	Hits	Spots	Total
1 G. Pawson	SA	248	0	7	248
2 F. Gavin	NSW	215	0	6	215
3 B. Hastings	SA	209	0	7	209
4 W. Strunk	NSW	207	0	6	207
5 D. Abbott	VIC	158	0	5	158
6 T. Hannay	QLD	151	0	3	151

**New Veteran Male Compound (50 -59 years)**

	Field	Hunters	Hits	Spots	Total
1 R. Palmer	SA	264	0	11	264
2 K. Lawrence	NSW	242	0	8	242

**New Veteran Male Compound (60 + years)**

	Field	Hunters	Hits	Spots	Total
1 A. Brigg	TAS	253	0	11	253
2 S. Hutton	WA	245	0	14	245
3 T. Hardy	NSW	205	0	3	205

**New Veteran Female Regular (50 - 59 years)**

	Field	Hunters	Hits	Spots	Total
1 J. Wilson	SA	160	0	6	160

**New Veteran Female Compound (50 - 59 years)**

	Field	Hunters	Hits	Spots	Total
2 A. Anderson	SA	239	0	8	239

**New Veteran Female Compound (60 + years)**

	Field	Hunters	Hits	Spots	Total
1 C. Arnold	NSW	268	0	13	268
2 E. Caplin	NSW	147	0	1	147

**Female Regular (Short FITA)**

		70m	60m	50m	30m	Hits	Gold	Tot	Gtot
8 D. Bridger	WA	277	304	256	326	144	22	1163	
9 D. Tremelling	VIC	297	285	278	313	144	21	1173	2336
N. Fairhall	NZ	288	284	276	321	144	23	1169	
10 M. Tremelling	NZ	257	308	271	322	144	23	1158	2327
11 A. Harvey	VIC	284	291	269	312	144	19	1156	
12 C. Harvey	VIC	291	287	266	326	144	26	1170	2326
13 A. Murray	SA	264	307	254	309	143	26	1134	
14 L. Nicoll	SA	273	306	285	321	144	19	1185	2319
15 D. Peters	SA	286	316	260	297	144	22	1159	
16 S. Johnson	WA	288	285	269	308	144	20	1150	2309
17 J. Griffiths	WA	269	281	267	314	144	18	1131	
18 Y. Gavin	WA	262	295	275	299	144	23	1131	2262
19 M. Carson	SA	270	272	263	317	144	22	1122	
20 M. Fulton	SA	275	281	269	312	143	23	1137	2259
21 C. Jordan	TAS	253	304	239	319	142	18	1115	
S. Faussett	TAS	263	274	269	312	143	19	1118	2233
22 C. Tingley	NSW	228	288	265	318	142	13	1099	
23 C. Ashlee	NSW	275	297	251	309	144	19	1132	2231
24 K. Bridger	NSW	272	282	249	305	144	17	1098	
C. McCracken	NSW	260	292	239	307	143	17	1098	2231
25 T. Neilson	VIC	251	280	262	328	144	20	1121	2219
26 R. Clayton	VIC	277	283	251	304	143	14	1115	
	NSW	244	281	259	313	142	24	1097	2212
	NSW	229	296	250	305	143	15	1080	
	NSW	272	282	249	305	144	22	1108	2188
	NSW	257	281	210	325	142	21	1073	
	NSW	259	281	258	299	140	26	1097	2170
	NSW	246	266	244	312	141	14	1068	
	VIC	252	259	263	312	141	13	1086	2154
	VIC	246	267	229	303	143	11	1045	
	NZ	243	273	255	310	143	14	1081	2126
	NSW	264	273	223	289	142	16	1049	
	NSW	242	273	251	297	144	12	1063	2112
	NSW	237	266	254	300	143	17	1057	
	SA	227	258	248	307	141	16	1040	2097
	WA	255	256	195	302	142	11	1008	
	WA	252	284	234	289	142	17	1059	2067
	NZ	257	248	242	285	144	15	1032	
	NZ	217	255	242	276	140	10	990	2022
	QLD	230	269	217	290	142	9	1006	
	NSW	233	257	219	266	143	10	975	1981
	NSW	238	233	216	281	140	7	968	
	VIC	194	254	235	303	140	13	986	1954
	VIC	207	233	194	290	139	11	924	
	VIC	229	242	217	300	144	10	988	1912

### Female Regular (Short FITA)

	70m	60m	50m	30m	Hits	Gold	Tot	Gtot
27 A. Reid	SQLD 215	219	180	252	138	7	866	
	202	222	209	281	140	11	914	1780
28 C. Sims	WA	169	204	223	285	137	9	881
	197	215	199	286	139	8	897	1778
29 S. Dwyer	NSW	230	264	177	282	140	14	953
	202	0	0	0	34	1	202	1155
30 A. Branford	SA	250	280	250	318	144	16	1098
31 K. Thomas	SA	285	289	0	0	72	8	574

### Female Crossbow (IR 900)

	65m	50m	35m	Hits	Gold	Tot	Gtot	
1 C. Clark	VIC	204	233	245	90	9	682	
	208	249	271		90	16	728	1410
2 C. Riley	SA	167	211	222	87	6	600	
	138	173	241		83	5	552	1152

### Female Compound (Short FITA)

	70m	60m	50m	30m	Hits	Gold	Tot	Gtot
1 N. Bartlett	NSW	325	339	334	352	144	71	1350
	330	333	333	355	144	79	1351	2701
2 M. Ferris	SQLD	311	333	319	350	144	53	1313
	320	327	317	347	144	51	1311	2624
3 M. Vagg	NSW	329	331	327	338	144	59	1325
	319	323	319	337	144	54	1298	2623
4 M. Hulbert	NSW	306	318	304	343	144	48	1271
	315	307	316	337	144	44	1275	2546
5 M. McCardle	VIC	303	320	301	334	144	36	1258
	288	330	305	344	144	42	1267	2525
6 H. Hann	SA	283	316	307	347	144	42	1253
	305	319	308	337	144	36	1269	2522
7 M. Taylor	VIC	305	323	299	347	144	51	1274
	290	317	281	324	143	33	1212	2486
8 A. Thomas	SA	302	310	299	324	144	31	1235
	306	314	300	330	144	31	1250	2485
9 F. Hyde	NSW	297	317	299	322	144	31	1235
	307	318	288	335	144	37	1248	2483
10 G. Dabovich	SA	301	316	286	326	144	30	1229
	298	310	308	329	143	41	1245	2474
11 S. Pascoe	SA	296	309	305	329	144	26	1239
	295	305	286	341	144	42	1227	2466
12 B. Murray	VIC	299	313	294	322	144	33	1228
	287	301	286	339	144	29	1213	2441

### Archery Academy Field event

#### Veteran Male Compound

	Field	Hunters	Hits	Spots	Total	
1 J. Dabovich	SA	265	248	143	18	513
	SA	251	249	143	23	500
2 N. Smith	WA	223	219	140	13	442
3 S. Ehrhardt	VIC	213	228	142	13	441
4 L. van den Berg	SQLD	222	203	139	7	425
5 B. Ward	SQLD	147	151	118	10	298
6 J. Taylor						

#### Veteran Male Barebow Regular

	Field	Hunters	Hits	Spots	Total	
T. Hamilton	NZ	93	129	97	2	222
1 J. Higgins	VIC	79	125	94	5	204

#### Veteran Female Regular

	Field	Hunters	Hits	Spots	Total	
1 Y. Gavin	NSW	201	185	135	4	386

#### Veteran Female Compound

	Field	Hunters	Hits	Spots	Total	
1 G. Dabovich	SA	264	213	138	23	477
2 V. McMartin	SA	207	217	136	9	424
3 M. Taylor	SQLD	166	122	114	2	288

#### New Veteran Male Regular (50 - 59 years)

	Field	Hunters	Hits	Spots	Total	
1 S. Nelson	NSW	231	0	72	10	231
2 I. Gaskell	SA	225	0	71	9	225
3 K. Gaisford	WA	219	0	70	5	219



# ARCHERY ACADEMY

HOPE ALL COMPETITORS HAD  
 AN ENJOYABLE TOURNAMENT  
 AND WISH YOU ALL GOOD  
 SHOOTING AND SAFE  
 TRAVELLING IN 1992

WE LOOK FORWARD  
 TO SERVING YOU IN  
 THE FUTURE

19 FERRY AVENUE MELROSE PARK S.A. 5039  
 TELEPHONE (08) 2761425 FAX (08) 2773070


## Female Compound (Short FITA)

	70m	60m	50m	30m	Hits	Gold	Tot	Gtot
13 L. Vale	VIC	301	304	277	326	144	34	1208
		283	315	294	327	144	34	1219
14 V. McMartin	SA	296	304	301	330	144	31	1231
		299	305	283	301	142	26	1192
N. Haines	NZ	286	320	283	301	142	22	1190
		303	299	286	307	141	30	1195
15 B. Boug	VIC	302	303	295	323	144	31	1223
		273	298	274	313	140	26	1158
16 D. O'Brien	QLD	289	296	267	321	144	25	1173
		288	312	265	339	144	37	1204
17 J. Gaskell	SA	261	286	267	320	143	17	1134
		297	305	296	331	143	35	1229
18 L. Lovell	QLD	260	304	266	321	144	22	1151
		293	293	289	304	144	21	1179
19 D. Weston	VIC	280	279	264	291	144	15	1114
		273	267	245	323	144	14	1108
20 P. Freeman	TAS	260	272	260	305	140	21	1097
		268	274	269	307	142	20	1118
21 M. Taylor	QLD	262	252	239	295	144	15	1048
		279	260	237	0	105	8	776
22 C. Arnold	NSW	0	0	0	0	0	0	0
		257	318	301	326	144	38	1202

## Female Barebow Regular (Short FITA)

	70m	60m	50m	30m	Hits	Gold	Tot	Gtot
1 K. Hennigan	SA	26	43	56	145	59	0	270
		19	18	37	117	47	0	191

# CRYSTAL SPRING



## Crystal Spring ~ True to taste

Crystal Spring is pure, natural spring water from the distinctive Adelaide Hills. Its source that provides a consistently low of clear, clean water for centuries.

As it rises naturally through the ground and the layers beneath the Earth's surface, Crystal

Spring retains a brilliant clarity and is free from the balance of mineral particles in drinking and refreshing water unassisted by any other spring water in the world.

Crystal Spring is available in 10 and 20 litre cases, 1.5 litre, 500ml and 300ml bottles.

CRYSTAL SPRING IS THE  
NATURAL ALTERNATIVE WITH  
A GUARANTEE OF QUALITY

PRODUCE OF AUSTRALIA

Produced by  
Southern Bluewinns  
Corporation Pty. Ltd.  
141 Mowbray Avenue  
Camden Park South, South Australia 5092  
Phone: (08) 292 3700

# Abbey Archery

Australia's Own Archery Company


Abbey Archery is Australia's largest archery distributor, selling the world's best archery products through specialist dealers throughout the country.

Abbey Archery is Australian distributor for many of the top brands including Martin, Bear/Jennings, Pro Line Co, York Archery, Trueflight, Arizona Archery, AFC Carbon Shafts, Bjorn and many more.

We manufacture the fabulous JMR leather accessory line including gloves, tabs, arm guards and quivers.

Dealerships are available in some areas.

May I take this opportunity to wish all participants in the 1992 National Championships good luck and good shooting.



## Abbey Archery

312A High Street, Chatswood, N.S.W., 2067 Phone (02) 417 0255

### Female Compound / 165m

	SA	SOLD	TAS	212	186	158	230	203	211	66	62	60	7	2	3	442	389	369
6 S. Pascoe																		
7 L. Lovell																		
8 P. Freeman																		
<b>Female Barebow Regular / 165m</b>																		
D. Hamilton	NZ			174			0			30			0			174		

### Crystal Spring Clout event

#### New Veteran Male Regular 50 - 59 Years / 165m

	NSW	SA	SA	247	182	224	266	247	194	71	68	67	8	1	3	513	429	418
1 S. Nelson																		
2 I. Gaskell																		
3 B. Hastings																		

#### New Veteran Male Regular 60 + Years / 165m

	NSW	SA	VIC	SA	268	255	242	242	215	151	200	71	70	68	70	63	5	8	1	6	1	534	497	484	466	351
1 F. Gavin																										
2 G. Pawson																										
3 D. Abbott																										
4 W. Moylan																										
5 T. Hannay																										

#### New Veteran Male Compound 50 - 59 Years / 180m

	SA	SA	NSW	289	278	223	302	292	262	72	71	66	10	8	9	591	570	485
1 R. Palmer																		
2 T. Lines																		
3 K. Lawrence																		

#### New Veteran Male Compound 60 + Years / 180m

	WA	NSW	204	104	232	105	65	46	3	2	436	209
1 S. Hutton												
2 T. Hardy												

#### New Veteran Female Regular 50 - 59 Years / 145m

	SA	273	251	71	3	524
1 J. Wilson						

#### New Veteran Female Regular 60 + Years / 145m

	NSW	299	293	72	14	592
1 Y. Gavin						

## WE OFFER THE BEST PRICES ANY SIDE OF THE PACIFIC!

For everything in archery:  
 Easton Arrows, ACE, ACC, X-7, XX75, S75 Silver,  
 Eagle Greens and Crossbow shafts  
 NEW: Easton all Carbon Arrows - ECS  
 Hoyt Bows and Accessories  
 PSE Bows, Crossbows and Accessories  
 Bow Cases, Broadheads, clickers, Chestguards, Fletches,  
 Nocks, Points, Stabilisers, and much more.

**Bill Wee Agencies, Singapore**  
 For all enquiries:  
**Accurate Archery**  
 P.O. Box 53, Stepany 5069  
 Telephone: (08) 362 7285



### New Veteran Female Compound 50 - 59 Years / 145m

	SA	233	149	65	3	382	
	NSW	302	310	72	14	612	
1	A. Anderson	SA	233	149	65	3	382

### New Veteran Female Compound 60 + Years / 145m

	NSW	194	216	66	3	410	
1	C. Arnold	NSW	302	310	72	14	612
2	E. Caplin	NSW	194	216	66	3	410

### Male Regular / 165m

	NSW	295	295	72	11	594	
1	L. May	SOLD	299	295	72	11	594
2	B. Cotter	NSW	271	291	71	9	562
3	D. Crabtree	W/A	272	278	72	9	550
4	T. Reilly	SA	266	279	72	11	545
	J. Howell	NZ	262	273	72	14	535
5	P. Oliveira	NSW	295	236	69	13	531
	G. Fuller	NZ	262	265	72	8	527
6	A. Groom	SA	277	248	71	9	525
7	M. Renaud	NSW	244	269	70	7	513
8	C. Sedgman	VIC	230	283	68	9	513
9	G. Neilson	NQLD	246	253	68	12	499
10	T. Hamilton	NZ	251	240	72	4	491
	P. Blake	W/A	253	235	69	7	488
11	T. Holland	SA	245	215	72	2	460
12	D. Travica-Dunstan	VIC	197	243	69	2	440
13	J. Reid	SOLD	162	233	70	4	395
14	W. Strunk	NSW	288	0	72	26	288

### Male Compound / 180m

	SA	310	311	72 <th>22</th> <th>621</th>	22	621	
1	P. Cox	SA	310	311	72	22	621
2	I. Simmonds	VIC	307	311	72	16	618
3	G. Bartlett	NSW	309	299	72	13	608
4	E. Rapsevicius	NSW	299	307	72	11	606
5	J. Fear	NSW	300	287	72	15	587
6	A. Brigg	TAS	290	293	72	9	583
7	G. Thomas	SA	276	290	72	12	566
8	N. Turnbull	SA	265	298	72	15	563
9	D. Freer	SA	298	265	71	6	563
10	S. Wagner	NSW	262	296	72	8	558
11	L. van den Berg	VIC	301	246	72	9	547

### Male Compound / 180m

	SOLD <th>260</th> <th>273</th> <th>72</th> <th>8</th> <th>533</th>	260	273	72	8	533	
12	J. Taylor	SOLD	260	273	72	8	533
13	K. Hartley	VIC	227	278	70	8	505
14	M. Taylor	SOLD	252	226	70	5	478
15	B. Ward	SOLD	290	184	66	6	474
16	P. Bailey	SA	215	259	63	9	474
17	A. Munro	SA	212	251	69	10	463
18	P. Phillips	VIC	239	216	71	1	455
19	S. Mann	VIC	189	254	67	6	443
20	G. Howten	VIC	165	193	63	1	358

### Male Barebow Regular / 180m

	SA <th>177</th> <th>155</th> <th>64</th> <th>0</th> <th>332</th>	177	155	64	0	332	
1	P. Rashleigh	SA	177	155	64	0	332
2	J. Irvine	SA	198	102	54	5	300
3	J. Nicoll	SA	54	14	18	0	68

### Female Regular / 145m

	NSW <th>299</th> <th>293</th> <th>72 <th>14</th> <th>592</th> </th>	299	293	72 <th>14</th> <th>592</th>	14	592	
1	Y. Gavin	NSW	299	293	72	14	592
2	J. Griffiths	VIC	308	274	71	14	582
3	C. Harvey	W/A	270	305	71	11	575
4	M. Nelson	NSW	285	284	72	7	569
5	D. Bridger	W/A	268	300	71	12	568
6	C. Tingley	NSW	236	286	72	3	522
7	A. Reid	SOLD	253	253	72	8	506
8	C. Ashlee	SA	239	243	72	3	482
9	L. Nicoll	SA	208	254	67	0	462
10	R. Clayton	VIC	189	249	65	5	438
11	H. Blake	W/A	223	185	71	1	408
	D. Hamilton	NZ	174	197	62	1	371
	F. Johnstone	NZ	303	0	36	7	303
12	T. Neilson	NQLD	217	81	54	2	298

### Female Compound / 165m

	SA <th>321</th> <th>292</th> <th>71 <th>14</th> <th>613</th> </th>	321	292	71 <th>14</th> <th>613</th>	14	613	
1	J. Gaskell	SA	321	292	71	14	613
2	M. Hulbert	NSW	311	300	72	13	611
3	N. Bartlett	NSW	307	300	71	19	607
4	A. Thomas	SA	311	262	72	11	573
5	M. Taylor	SOLD	288	278	72	6	566